



Installing the updated version of Whatsminer firmware

30.08.2024

Check the control board model and the firmware version installed. This can be done using WhatsminerTool:

WhatsMinerTool 9.0.3.0408 [Current Account: super]

Miner IP

Monitoring

Upgrade

Pools

Password

Permissions

Remote Ctrl

IP	Status	Miner Type	Version Info	Power Version	MAC Addr
<input type="checkbox"/> 192.168.10.177	Running	M31S_V90	H60S-CB4V10-20230911.12.Rel	P222C-2012...	CA:03:21:00:09:96
<input type="checkbox"/> 192.168.10.156	Running	M63S_VK30	H616-CB6V5-20240329.14.Rel	P564B-2022...	CC:59:12:00:0B:C9
<input type="checkbox"/> 192.168.10.150	WaitWork	M66S_VK40	H616-CB6V7-20240329.14.Rel.LC	P463B-2301...	CC:7B:1D:00:07:39
<input type="checkbox"/> 192.168.10.103	WaitWork	M60_VK20	H616-CB6V10-20240329.14.Rel.LC	P221B-2302...	CC:08:1F:00:53:C6
<input type="checkbox"/> 192.168.10.68	WaitWork	M60_VK20	H616-CB6V10-20240329.14.Rel.LC	P221C-2020...	CC:08:1F:00:2F:CF
<input type="checkbox"/> 192.168.10.58	Running	M50S_VH40	H616-CB6V10-20240329.14.Rel.LC	P221B-4542....	CA:04:08:00:09:05

or by checking the **Status -> Overview** tab in the ASIC web interface:


WhatsMiner_e12d Status ▾ System ▾ Configuration ▾ Logout



Status

System

Model	WhatsMiner M31S_V90
Hostname	M31S_V90.H616-CB6V10.P222C-V02-193011E
Firmware Version	YYYYMMDD 20220308.19.REL
Kernel Version	#1368 SMP PREEMPT Tue Mar 8 19:10:42 CST 2022
Miner Version	4.9.2-git-f69e6a1
Local Time	Thu Jul 4 19:40:52 2024
Uptime	0h 2m 13s
Load Average	0.34, 0.18, 0.07

If your device has a control board H3, H6, H6os,

 BIXBIT

Status ▾System ▾Configuration ▾ AMS (control & monitoring)Logout Support

Status

System

Model	WhatsMiner M31S_V90	Model CB
Hostname	M31S_V90.H6OS.CB4V10.P222C-V02-193011E	
Firmware Version	YYYY year MM month DD day YYMMDD 20230911	12.Rel
Custom Version	1.4.7	
Kernel Version	#1604 SMP PREEMPT Mon May 8 18:54:27 CST 2023	
Miner Version	4.9.2-git-31cef2d	
Local Time	Thu Jul 4 19:25:25 2024	
Uptime	0h 1m 17s	
Load Average	1.79, 0.56, 0.20	

use **WhatsminerTool** to install the firmware by uploading the file **"Whatsminer-ALL-Models_X.X.X.bin"**, where "X.X.X" is the firmware version.

If your device has a control board H616 and the firmware version is before December 13, 2023, or if BiXBiT firmware is already installed:

WhatsMiner_e12d Status ▾ System ▾ Configuration ▾ Logout

Status

System

Model	WhatsMiner M31S_V90
Hostname	M31S_V90.H616.CB6V10.P222C-V02-193011E
Firmware Version	20220308.19.REL
Kernel Version	#1368 SMP PREEMPT Tue Mar 8 19:10:42 CST 2022
Miner Version	4.9.2-git-f69e6a1
Local Time	Thu Jul 4 19:40:52 2024
Uptime	0h 2m 13s
Load Average	0.34, 0.18, 0.07

use **WhatsminerTool** to install the firmware by uploading the file "Whatsminer-ALL-Models_X.X.X_h616-before20231213.bin".

If your device has a control board H616 and the firmware version is after December 13, 2023:

WhatsMiner_df1b		Status ▾	System ▾	Configuration ▾	Logout
Status					
System					
Model	WhatsMiner M30S+_V70				
Hardware Info	M30S+_V70:H616:CB6V10.P222C-V02-193004B				
Firmware Version	20240329.14.Rel				
Kernel Version	#1352 SMP PREEMPT Mon Sep 11 12:18:07 CST 2023				
Miner Version	4.9.2-git-8b0cc13				
Local Time	Mon May 6 22:51:02 2024				
Uptime	0h 27m 22s				
Load Average	1.94, 1.87, 1.57				

use the firmware image “Whatsminer-ALL-Models_X.X.X_h616-after20231213.img” and the PhoenixCard utility to write the intermediate firmware version to an SD card. Then use the SD card to flash your device to the intermediate firmware version. After installing the intermediate firmware version, update your ASIC to the latest BiXBiT firmware using WhatsminerTool with the file “Whatsminer-ALL-Models_X.X.X.bin”.

▶ A detailed process for flashing the ASIC via SD card is shown [in the video at the link](#).

📄 After installation, refer to [the detailed documentation on working with ASIC Whatsminer on BiXBiT firmware](#).